

schoolinks FAFSA Screenshot Upload

Log into your FAFSA account.
Click on My Activity.
Click on the 2026-2027 FAFSA to view
your FAFSA summary screen.
Take a picture with your phone.

9:22



2026-27 Free Application for Federal Student Aid (FAFSA®) Form

✓ Processed

Actions :

FAFSA® Information

Student



Student Name

Data Release Number (DRN)

1234

Submission Number

01

Submission Type

Initial

Started on

Apr 11, 2024

Processed on

Apr 12, 2024



studentaid.gov

Sample from computer screen.

2026-2027 Free Application for Federal Student Aid (FAFSA®) Form: Details

✓ Processed

Actions :

FAFSA® Information

Student



Student Name

Data Release Number (DRN)

1234

Submission Number

01

Submission Type

Initial

Status Tracker

Started on

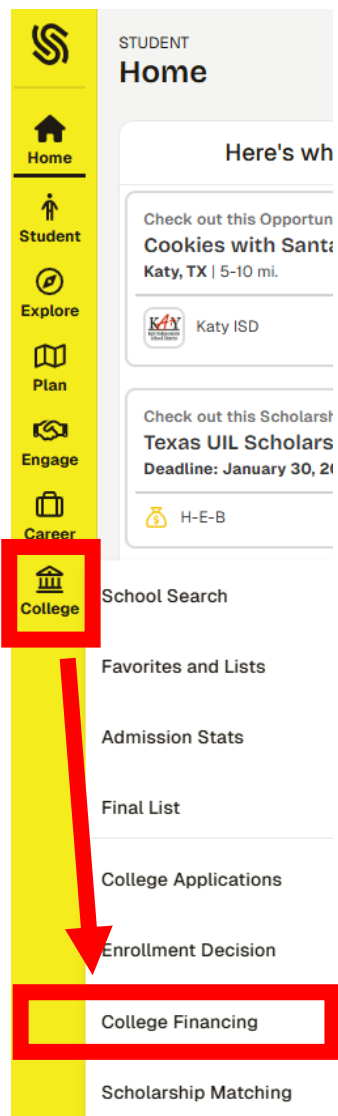
Nov 20, 2025

Processed on

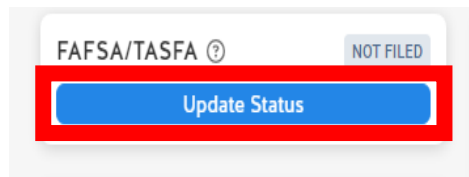
Nov 22, 2025

*Picture MUST show 2026-2027, processed, and your name.

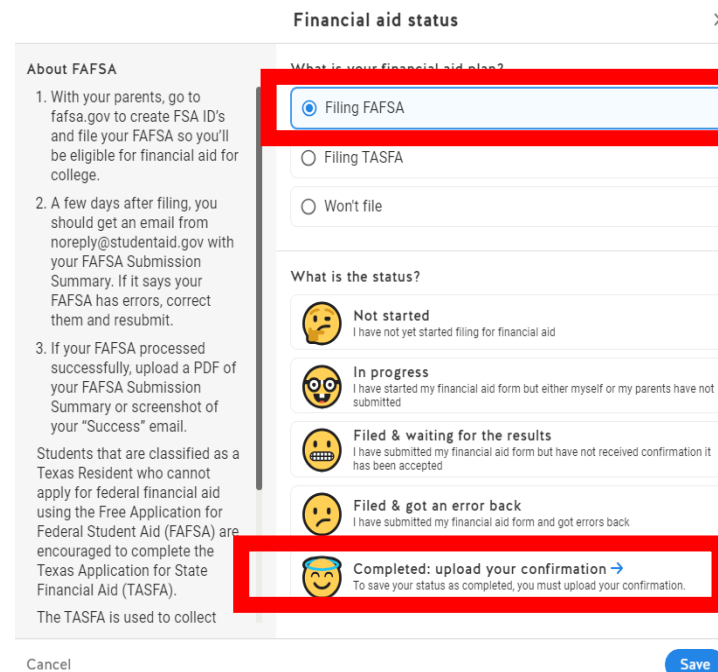
Step 1:



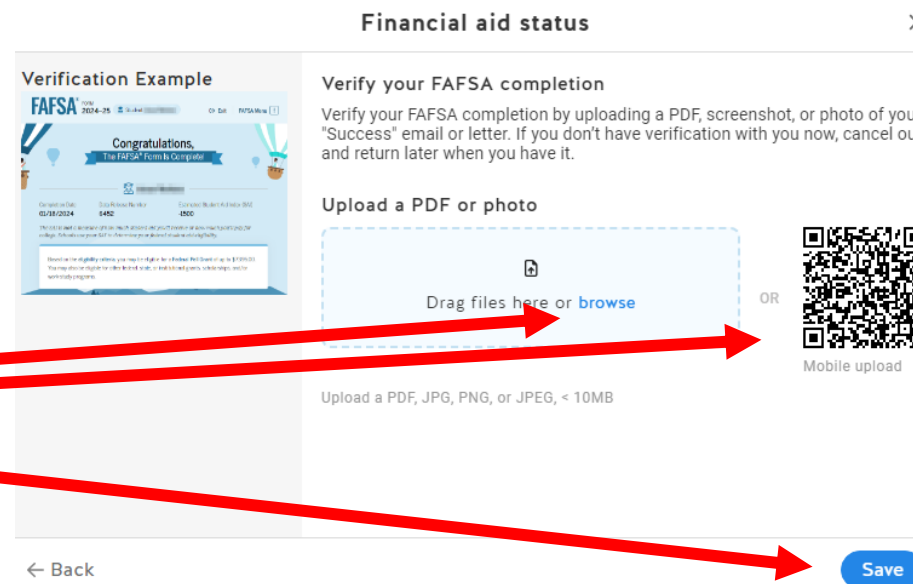
Step 2:



Step 3: FAFSA Complete



Click Browse to Upload Picture/Document Or Scan QR Code to Upload from Your Phone.



Click Save